

(1) (a) Statement showing Shareholding Pattern

Name of the Company : ABHINAV LEASING & FINANCE LIMITED

Scrip Code :

Scrip ID:

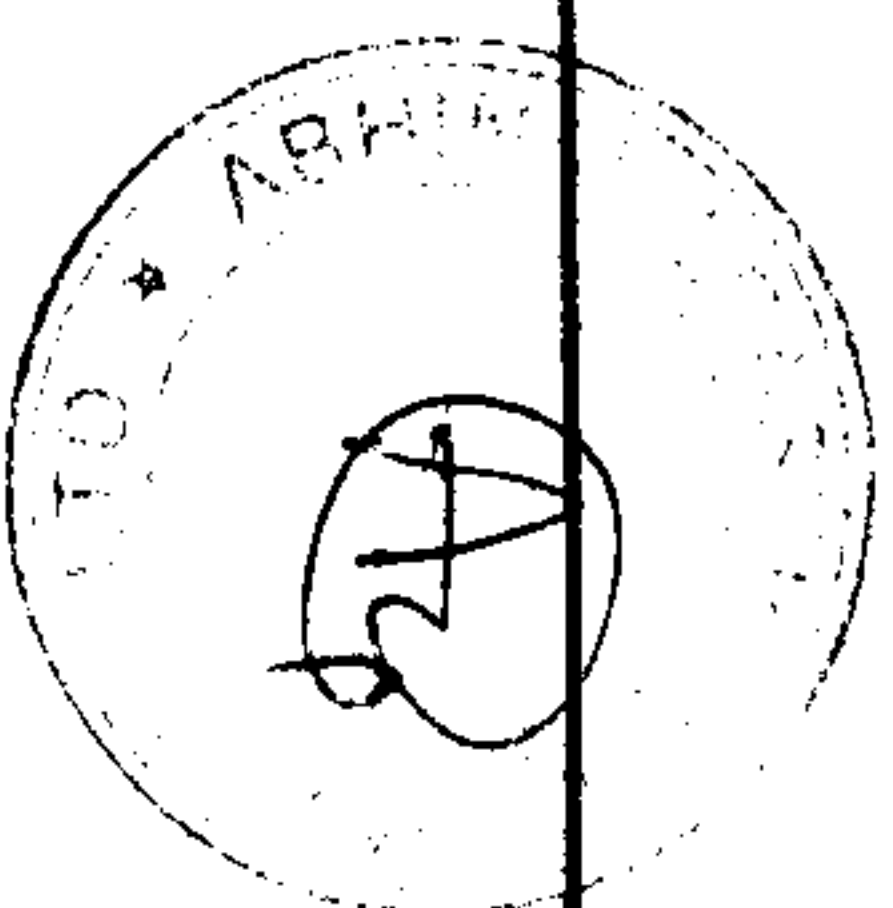
Class of Security : Equity Share

Quarter Ended : 31st March 2014

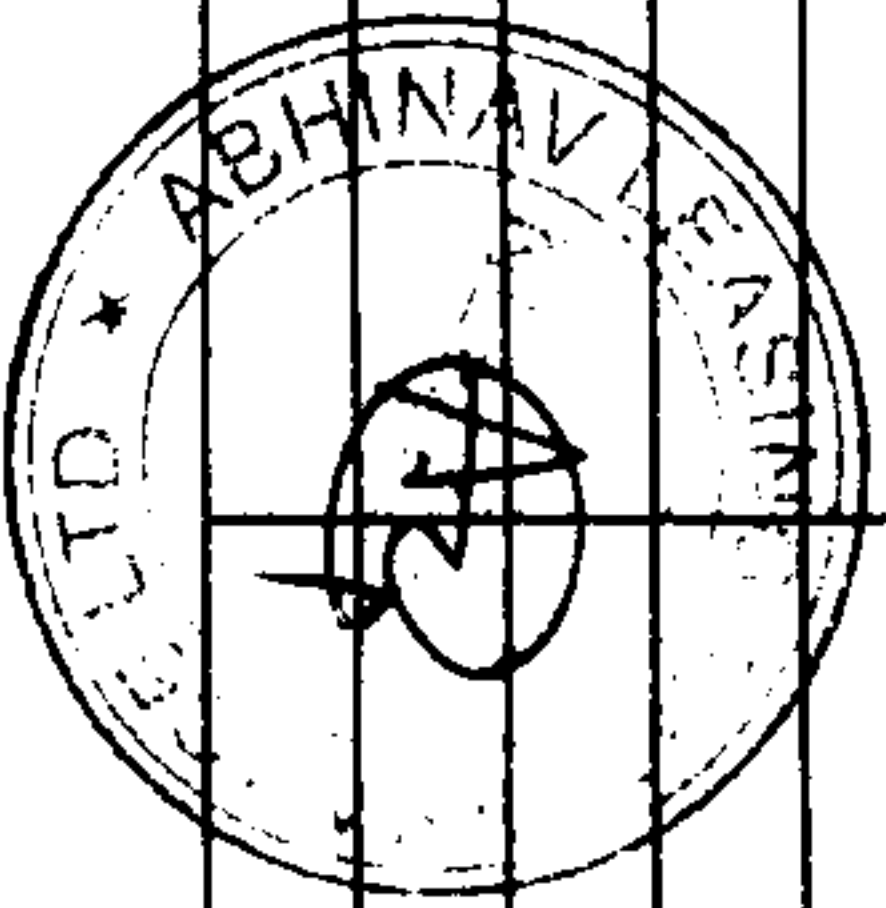
Partly paid-up shares :	No. of partly paid up shares	As a % of total no. of partly paid-up shares	As a % of total no. of shares of the Company
Held by Promoter / Promoters Group	NIL	N.A.	N.A.
Held by Public	NIL	N.A.	N.A.
Total	NIL	N.A.	N.A.
Outstanding convertible securities :	No. of outstanding securities	As a % of total no. of outstanding convertible securities	As a % of total no. of shares of the Company, assuming full conversion of the convertible securities
Held by Promoter / Promoters Group	NIL	N.A.	N.A.
Held by Public	NIL	N.A.	N.A.
Total	NIL	N.A.	N.A.
Warrants :	No. of warrants	As a % of total no. of warrants	As a % of total no. of shares of the Company, assuming full conversion of warrants
Held by Promoter / Promoters Group	NIL	N.A.	N.A.
Held by Public	NIL	N.A.	N.A.
Total	NIL	N.A.	N.A.

Total paid up capital of the Company  
assuming full conversion of warrants  
and convertible securities

Rs. 49,98,000  
(divided into 499800 Equity  
Shares of Rs. 10/- each)



Statement Showing Shareholding Pattern									
Name of the Company :		ABHINAV LEASING & FINANCE LIMITED							
Scrip Code :		Quarter Ended : 31st March 2014							
Table (I)(a)									
Category code	Category of Shareholder	Number of Shareholders	Total number of shares	Number of shares held in dematerialized form	Total shareholding as a percentage of (A+B) <sup>1</sup>	Total shareholding as a percentage of (A+B+C)	Number of shares	Shares Pledged or otherwise	As a percentage
(A)	Shareholding of Promoter and Promoter Group <sup>2</sup>								
1	Indian								
(a)	Individuals / Hindu Undivided Family	6	183000	0	3.68	3.68	0	0.00	0.00
(b)	Central Government/ State Government(s)	0	0	0	0.00	0.00	0	0.00	0.00
(c)	Bodies Corporate	0	0	0	0.00	0.00	0	0.00	0.00
(d)	Financial Institutions/ Banks	0	0	0	0.00	0.00	0	0.00	0.00
(e)	Any Others(Specify)	0	0	0	0.00	0.00	0	0.00	0.00
(e-i)									
(e-ii)									
	Sub Total(A)(1)	6	183000	0	3.68	3.68	0	0.00	0.00
2	Foreign								
a	Individuals (Non-Residents Individuals/ Foreign Individuals)	0	0	0	0.00	0.00	0	0.00	0.00
b	Bodies Corporate	0	0	0	0.00	0.00	0	0.00	0.00
c	Institutions	0	0	0	0.00	0.00	0	0.00	0.00
d	Any Others(Specify)	0	0	0	0.00	0.00	0	0.00	0.00
d-i									
d-ii									






	Sub Total(A)(2)	- 0	0	0	0	0.00	-	0.00	0	0	0.00
	Total Shareholding of Promoter and Promoter Group (A)= (A)(1)+(A)(2)	6	183000	0	0	3.68		3.68	0		0.00
(B)	Public shareholding										
1	Institutions										
(a)	Mutual Funds/ UTI	0	0	0	0	0.00		0.00	0		0.00
(b)	Financial Institutions / Banks	0	0	0	0	0.00		0.00	0		0.00
(c)	Central Government/ State Government(s)	0	0	0	0	0.00		0.00	0		0.00
(d)	Venture Capital Funds	0	0	0	0	0.00		0.00	0		0.00
(e)	Insurance Companies	0	0	0	0	0.00		0.00	0		0.00
(f)	Foreign Institutional Investors	0	0	0	0	0.00		0.00	0		0.00
(g)	Foreign Venture Capital Investors	0	0	0	0	0.00		0.00	0		0.00
(h)	Any Other (specify)	0	0	0	0	0.00		0.00	0		0.00
(h-i)											
(h-ii)											
	Sub-Total (B)(1)	0	0	0	0	0		0	0		0
B 2	Non-institutions										
(a)	Bodies Corporate	2	150			0.00		0.00	0		0.00
(b)	Individuals										
	Individuals -i. Individual shareholders holding nominal share capital up to Rs 1 lakh										
I		390	704850	500		14.10		14.10	0		0.00
II	ii. Individual shareholders holding nominal share capital in excess of Rs. 1 lakh.										
		63	3618500			72.40		72.40	0		0.00
(c)	Any Other (specify)	0	0	0	0	0.00		0.00	0		0.00
(c-i)	Clearing House/Public Trust	0	0	0	0	0.00		0.00	0		0.00
(c-ii)	corporate Bodies-OCB	0	0	0	0	0.00		0.00	0		0.00
(c-iii)	Intermediary/ Other Depository A/c	0	0	0	0	0.00		0.00	0		0.00
(c-iv)	Hindu Undivided Family	47	491500	0	0	9.83		9.83	0		0.00



(c-v)	Clearing Members/House	0	-0	0	0.00	0.00	-	0	0.00
(c-vi)	Qualified Foreign Investor- Individual	0	0	0	0.00	0.00		0	0.00
(c-vii)	Qualified Foreign Investor- Corporate	0	0	0	0.00	0.00		0	0.00
	Sub-Total (B)(2)	502	4815000	500	96.34	96.34		0	0.00
	Total Public Shareholding (B) = (B)(1)+(B)(2)	502	4815000	500	96.34	96.34		0	0.00
	TOTAL (A)+(B)	508	4998000	500	100.00	100.00		0	0.00
(C)	Shares held by Custodians and against which Depository Receipts have been issued	0	0	0	0.00	0.00		0	0.00
	GRAND TOTAL (A)+(B)+(C)	508	4998000	500	100.00	100.00		0	0.00


For Abhinav Leasing & Finance Ltd.

  
 (Director)



(l)(b) Statement showing Shareholding of persons belonging to the category  
"Promoter and Promoter Group"

Sr. No.	Name of the shareholder	Total shares held		Shares pledged or otherwise	
		Number of shares held	As a % of grand total (A) + (B) + (C)	Number	As a % of grand total (A) + (B) + (C) age of sub-clause (l)(a)
1	PAYAL AGARWAL	16000	0.32	0	0.00
2	SUNIL KUMAR AGARWAL	17000	0.34	0	0.00
3	H.C. AGARWAL	30000	0.60	0	0.00
4	HARISH AGARWAL HUF	50000	1.00	0	0.00
5	RASHMI AGARWAL	50000	1.00	0	0.00
6	OM PRAKASH AGARWAL	20000	0.40	0	0.00
<b>TOTAL</b>		<b>183000</b>	<b>3.66</b>	<b>0</b>	<b>0.00</b>



(D)(c)(i) Statement showing holding of securities (including shares, warrants, convertible securities) of persons belonging to the category "Public" and holding more than 1% of the total number of shares

Sr. No.	Name of the shareholder	Number of shares held	Shares as a percentage of total number of shares {i.e., Grand Total (A)+(B)+(C) indicated in Statement at para (I)(a) above}	Details of warrants		Details of convertible securities		Total shares (including underlying shares assuming full conversion of warrants and convertible securities) as a % of diluted
				Number of warrants held	As a % total number of warrants of the same class	Number of convertible securities held	% w.r.t total number of convertible securities of the same class	
1	PALAK KAHANDELWAL	200000	4.00	0	0	0	0	0
2	SWATI	200000	4.00	0	0	0	0	0
3	RAGINI KAHANDELWAL	200000	4.00	0	0	0	0	0
4	SHIVANK KAHANDELWAL	200000	4.00	0	0	0	0	0
5	KANHIYA GULATI	150000	3.00	0	0	0	0	0
6	RADHIKA GULATI	150000	3.00	0	0	0	0	0
7	ASHISH MAHAJAN	120000	2.40	0	0	0	0	0
8	ASHA MAHAJAN	100000	2.00	0	0	0	0	0
9	KANHAIYA GULATI HUF	100000	2.00	0	0	0	0	0
10	MADHU GULATI	100000	2.00	0	0	0	0	0
11	PRIYANK KAHANDELWAL	100000	2.00	0	0	0	0	0
12	DILEEP KAHANDELWAL HUF	100000	2.00	0	0	0	0	0
13	DILIP KAHANDELWAL	100000	2.00	0	0	0	0	0
14	SARITA KAHANDELWAL	100000	2.00	0	0	0	0	0
15	PALAK MODI	100000	2.00					
16	SHRAY GUPTA	80000	1.60	0	0	0	0	0
17	MAHESH KUMAR GUPTA	80000	1.60	0	0	0	0	0
18	RACHNA GUPTA	80000	1.60	0	0	0	0	0
19	KIMI RANA	75000	1.50	0	0	0	0	0
20	RAJSHRI SONAKVDE	70000	1.4	0	0	0	0	0
21	ROHIT LAXMIDAS SONAKVDE	70000	1.4	0	0	0	0	0
	<b>TOTAL</b>	<b>2475000</b>	<b>49.5</b>	<b>0</b>	<b>0</b>	<b>0</b>	<b>0</b>	<b>0</b>

(1)(c)(ii) Statement showing holding of securities (including shares, warrants, convertible securities) of persons (together with PAC) belonging to the category "Public" and holding more than 5% of the total number of shares of the company

Sr. No.	Name(s) of the shareholder(s) and the Persons Acting in Concert (PAC) with them	Number of shares	Shares as a percentage of total number of shares {i.e., Grand Total (A)+(B)+(C) indicated in Statement at para (1)(a) above}	Details of warrants		Details of convertible securities		Total shares (including underlying shares assuming full conversion of warrants and convertible securities) as a % of diluted share capital
				Number of warrants	As a % total number of warrants of the same class	Number of convertible securities held	% w.r.t total number of convertible securities of the same class	
				0	0	0	0	0
	<b>TOTAL</b>			<b>0</b>	<b>0</b>	<b>0</b>	<b>0</b>	<b>0</b>




(II)(a) Statement showing details of Depository Receipts (DRs)

Sr. No.	Type of outstanding DR (ADRs, GDRs, SDRs, etc.)	Number of outstanding DRs	Number of shares underlying outstanding DRs	Shares underlying outstanding DRs as a percentage of total number of shares {i.e., Grand Total (A)+(B)+(C) indicated in Statement at para (I)(a) above}
1	NOT APPLICABLE	0	0	0.00
TOTAL		0	0	0.00

(II)(b) Statement showing holding of Depository Receipts (DRs), where underlying shares held by "promoter/promoter group" are in excess of 1% of the total number of shares

Sr. No.	Name of the DR Holder	Type of outstanding DR (ADRs, GDRs, SDRs, etc.)	Number of shares underlying outstanding DRs	Shares underlying outstanding DRs as a percentage of total number of shares {i.e., Grand Total (A)+(B)+(C) indicated in Statement at para (I)(a) above}
1	NOT APPLICABLE	0	0	0.00
TOTAL		0	0	0.00

For Abhinav Leasing & Finance Ltd.

  
Director  
DNV 5



(l)(d) Statement showing details of locked-in shares

Sr. No.	Name of the shareholder	Number of locked-in shares	Locked-in shares as a percentage of total number of shares [i.e., Grand Total (A)+(B)+(C) indicated in Statement at para (l)(a) above]
1	NIL	NIL	NIL
	<b>TOTAL</b>	NIL	NIL

